



# 8300 MODEL


CLASSIC STEEL

R-12.12\* Polyurethane Insulation  
Tongue-And-Groove Panels  
Limited Lifetime Warranty



*Ranch Panel, Almond Finish, Cascade II Windows*

## door construction

- Embossed, high tensile steel panels give the look of wood with the strength of steel.
- Two-coat, baked-on polyester finish is virtually maintenance-free. This finish also makes an excellent base if you repaint to match the existing exterior colors of your home.
- The foamed-in-place polyurethane insulation is chemically bonded to each steel section, creating a structure with higher strength and dent resistance.
- Heavy-gauge steel wraparound end caps trim-out door edges for better appearance, improved strength and protection of the insulation from damage.
- Wind load models available. 
- Sound-absorbing insulation makes the door operate quieter and reduces wind rattle.
- Hot-dipped galvanized vertical supports add strength and durability.
- SilentGlide™ nylon rollers with solid steel shafts provide years of smooth, quiet and dependable operation.
- An insulated garage door improves your home's thermal efficiency.

# specifications

## Panel Designs


Steel panels are embossed to create the look of genuine wood.



Colonial



Ranch



Sonoma




Contemporary

## Colors

### Paint Finish



White



Almond



Taupe



Brown

### Textured Wood Grain Finish

Wayne Dalton offers a pre-painted wood grain color finish in the following colors:



Golden Oak



Walnut

## Thermal Efficiency & Noise Control

- The R-12.12\* polyurethane insulation is substantially more effective than the same thickness of polystyrene insulation.
- Thermal break between outside and inside steel surfaces help interrupt energy loss.
- Bulb shaped bottom seal remains flexible even in the cold to keep out bad weather.
- The foamed-in-place insulation helps reduce street noise from entering into living areas that adjoin the garage.
- Snug-fitting tongue-and-groove section joints reduce wind and weather from entering the garage.

\* Wayne Dalton uses a calculated door section R-value for our insulated doors.



## Windows

Many decorative window inserts are available to enhance the look of your garage door, which in turn enhances the look of your home. Here are just a few examples. See Series 8000 brochure (#330448), Window style brochure (#330880), or web site for all options.



Cascade I



Cathedral I



Sherwood I



Stockton I

## Hardware

Hardware options are available. Visit our website at [www.wayne-dalton.com](http://www.wayne-dalton.com) for details.



**SEE ALL THE LOOKS AVAILABLE ON OUR GARAGE DOOR DESIGN CENTER AT [www.Wayne-Dalton.com](http://www.Wayne-Dalton.com)**

## Safety and Security

Lifting handles reduce risk to fingers from closing door panels.

## Warranty

Model 8300 offers a Lifetime Limited Warranty against cracking, splitting, rusting through or section deterioration. See dealer for complete details.






  
[www.wayne-dalton.com](http://www.wayne-dalton.com)

Dealer Imprint Area